



(1)(a) STATEMENT SHOWING SHAREHOLDING PATTERN IN CLAUSE-35			
SHAREHOLDING PATTERN FOR THE QUARTER ENDED 31ST DECEMBER, 2014			
NAME OF THE COMPANY: BODHTREE CONSULTING LIMITED			
SCRIP CODE:		Name of the Scrip: BODHTREE	
Class of Security:	EQUITY		
QUARTER ENDED:	31/12/2014		
Partly paid-up shares	No. of partly paid-up shares	As a % of total no. of partly paid-up shares	As a % of total no. of shares of the Company.
Held by promoter/promoter group	0	0	0
Held by Public	0	0	0
Total:	0	0	0
Outstanding convertible securities:	No. of outstanding securities	As a % of total no. of outstanding convertible securities.	As a % of total no. of shares of the Company assuming full conversion of the convertible securities
Held by promoter/promoter group	0	0	0
Held by Public	0	0	0
Total:	0	0	0
Warrants:	No. of warrants	As a % of total no. of warrants	As a % of total no. of shares of the Company, assuming full conversion of warrants
Held by promoter/promoter group	0	0	0
Held by Public	0	0	0
Total:	0	0	0
Total paid-up capital of the Company, assuming full conversion of warrants and convertible securities	17,54,61,670(1,75,46,167 equity shares of Rs.10/- each)	0	100.00



Handwritten signature: Sh. Karim

(I) (a) Statement showing Shareholding Pattern

CATEGOR Y CODE	CATEGORY OF SHAREHOLDER	NO OF SHAREHOLDERS	TOTAL NUMBER OF SHARES	NO OF SHARES HELD IN DEMATERIALIZED FORM	TOTAL SHAREHOLDING AS A % OF TOTAL NO OF SHARES		SHARES PLEDGE OR OTHERWISE ENCUMBERED	
					AS a PERCENTAGE of (A+B)	As a PERCENTAGE of (A+B+C)	NUMBER OF SHARES	AS a PERCENTAGE (IX)=(VIII)/(IV)*100
(I)	(II)	(III)	(IV)	(V)	(VI)	(VII)	(VIII)	(IX)=(VIII)/(IV)*100
(A)	PROMOTER AND PROMOTER GROUP							
(1)	INDIAN							
(a)	Individual /HUF	2	926200	926200	5.28	5.28	0	0.00
(b)	Central Government/State Government(s)	0	0	0	0.00	0.00	0	0.00
(c)	Bodies Corporate	1	167000	167000	0.95	0.95	0	0.00
(d)	Financial Institutions / Banks	0	0	0	0.00	0.00	0	0.00
(e)	Others	0	0	0	0.00	0.00	0	0.00
					0.00	0.00		
	Sub-Total A(1) :	3	1093200	1093200	6.23	6.23	0.00	0.00
(2)	FOREIGN							
(a)	Individuals (NRIs/Foreign Individuals)	1	1268400	1268400	7.23	7.23	0	0.00
(b)	Bodies Corporate	1	9000000	0	51.29	51.29	0	0.00
(c)	Institutions	0	0	0	0.00	0.00	0	0.00
(d)	Qualified Foreign Investor	0	0	0	0.00	0.00	0	0.00
(e)	Others	0	0	0	0.00	0.00	0	0.00
	Sub-Total A(2) :	2	10268400	1268400	58.52	58.52	0	0
	Total A=A(1)+A(2)	5	11361600	2361600	64.75	64.75	0	0.00
(B)	PUBLIC SHAREHOLDING							
(1)	INSTITUTIONS							
(a)	Mutual Funds /UTI	0	0	0	0.00	0.00	0	0
(b)	Financial Institutions /Banks	1	100000	100000	0.57	0.57	0	0
(c)	Central Government / State Government(s)	0	0	0	0.00	0.00	0	0
(d)	Venture Capital Funds	0	0	0	0.00	0.00	0	0
(e)	Insurance Companies	0	0	0	0.00	0.00	0	0
(f)	Foreign Institutional Investors	0	0	0	0.00	0.00	0	0
(g)	Foreign Venture Capital Investors	0	0	0	0.00	0.00	0	0
(h)	Qualified Foreign Investor	0	0	0	0.00	0.00	0	0
(i)	Others	0	0	0	0.00	0.00	0	0
	Sub-Total B(1) :	1	100000	100000	0.57	0.57		



CATEGOR Y CODE	CATEGORY OF SHAREHOLDER	NO OF SHAREHOLDERS	TOTAL NUMBER OF SHARES	NO OF SHARES HELD IN DEMATERIALIZED FORM	TOTAL SHAREHOLDING AS A % OF TOTAL NO OF SHARES		SHARES PLEDGE OR OTHERWISE ENCUMBERED	
					AS a PERCENTAGE of (A+B)	As a PERCENTAGE of (A+B+C)	NUMBER OF SHARES	AS a PERCENTAGE (IX)=(VIII)/(IV)*100
(I)	(II)	(III)	(IV)	(V)	(VI)	(VII)	(VIII)	(IX)=(VIII)/(IV)*100
(2)	NON-INSTITUTIONS							
(a)	Bodies Corporate	23	491643	269743	2.80	2.80	0	0
(b)	Individuals							
	(i) Individuals holding nominal share capital upto Rs.1 lakh	567	348943	265543	1.99	1.99	0	0
	(ii) Individuals holding nominal share capital in excess of Rs.1 lakh	23	2593717	1232967	14.78	14.78	0	0
(c)	Qualified Foreign Investor	0	0	0	0.00	0.00	0	0
(d)	Others							
	-TRUSTS	2	651333	642333	3.71	3.71	0	0
	-NON RESIDENT INDIANS	8	1954400	418600	11.14	11.14	0	0
	-CLEARING MEMBERS	7	44531	44531	0.25	0.25	0	0
	Sub-Total B(2) :	630	6084567	2873717	34.68	34.68	0	0
	Total B=B(1)+B(2) :	631	6184567	2973717	35.25	35.25	0	0
	Total (A+B) :	636	17546167	5335317	100.00	100.00	0	0
(C)	Shares held by custodians, against which Depository Receipts have been issued							
(1)	Promoter and Promoter Group	0	0	0	0.00	0.00	0	0
(2)	Public	0	0	0	0.00	0.00	0	0
	GRAND TOTAL (A+B+C) :	636	17546167	5335317	100.00	100.00	0	0.00




Pushkarini

(I)(b) Statement showing holding of securities (including shares, warrants, convertible securities) of persons belonging to the category "Promoter and Promoter Group"											
Sr.No	Name of the Shareholder	Details of Shares held		Encumbered shares (*)			Details of Warrants		Details of convertible securities		Total Shares (including underlying shares assuming full conversion of warrants and convertible securities) as a % of diluted share capital
		No. of Shares held	As a % of grand total (A)+(B)+(C)	Pledge Shares	AS a percentage	AS a % of grand total (A) + (B) + (C) of sub-clause (I)(a)	Number of warrants held	As a % total number of warrants of the same class	Number of convertible securities held	As a % total number of convertible securities of the same class	
(I)	(II)	(III)	(IV)	(V)	(VI)=(V)/(III)*100	(VII)	(VIII)	(IX)	(X)	(XI)	(XII)
1	BODHTREE SOLUTION INC.	9000000	51.29	0	0.00	0.00	0	0.00	0	0.00	51.29
2	M/S.MAS TRADING & INVESTMENT LTD	167000	0.95	0	0.00	0.00	0	0.00	0	0.00	0.95
3	MONICA GUPTA	60100	0.34	0	0.00	0.00	0	0.00	0	0.00	0.34
4	RAJIV GUPTA	1268400	7.23	0	0.00	0.00	0	0.00	0	0.00	7.23
5	SANJIV GUPTA	866100	4.94	0	0.00	0.00	0	0.00	0	0.00	4.94
	TOTAL :	11361600	64.75	0	0.00	0.00	0	0.00	0	0.00	64.75




(I)(c)(i) Statement showing holding of securities (including shares, warrants, convertible securities) of persons belonging to the category "Public" and holding more than 1% of the total number of shares								
Sr.No.	Name of the shareholder	Number of shares held	Shares as a percentage of total number of shares {i.e., Grant total (A)+(B)+(C) indicated in Statement at para (I)(a) above}	Details of warrants		Details of convertible securities		Total shares (including underlying shares assuming full conversion of warrants and convertible securities) as a % of
				Number of warrants held	As a % total number of warrants of the	Number of convertible securities held	% w.r.t total number of convertible securities of the same	
1	Rajiv Verma	720100	4.10	0	0.00	0	0.00	4.10
2	BCL Employees Benefit Trust	642333	3.66	0	0.00	0	0.00	3.66
3	Kishor Tulla	393650	2.24	0	0.00	0	0.00	2.24
4	Asad Latif	200000	1.14	0	0.00	0	0.00	1.14
5	Torpunuri Vikram Simha	181567	1.03	0	0.00	0	0.00	1.03
6	Jai Kumar	179990	1.03	0	0.00	0	0.00	1.03
7	Ramanujam Kuppusamy	210400	1.20	0	0.00	0	0.00	1.20
8	Vignesh Kuppusamy	526000	3.00	0	0.00	0	0.00	3.00
9	Kalpana Komati	315600	1.80	0	0.00	0	0.00	1.80
10	Jayachakra Ventures Private Limited	210400	1.20	0	0.00	0	0.00	1.20
11	Padma Patibandla	210400	1.20	0	0.00	0	0.00	1.20
12	Shankaraiah Arram	200000	1.14	0	0.00	0	0	1.14
13	Palaniappan Natarajan	273400	1.56	0	0.00	0	0	1.56
	TOTAL :	4263840	24.30	0	0.00	0	0.00	24.30



(I)(d)	STATEMENT SHOWING DETAILS OF LOCKED-IN SHARES"			
Sr.No.	Name of the shareholder	Number of locked-in shares	Locked-in shares as a (%) percentage of total number of shares {i.e, Grand Total (A)+(B)+(C) Indicated in Statement at para (I)(a) above}	Promoter/Promoter Group/Public
	TOTAL :	0	0.00	0



(II)(a) STATEMENT SHOWING DETAILS OF DEPOSITORY RECEIPTS (DRS)				
Sr.No.	Type of outstanding DR (ADRs,GDRs,SDRs,etc.)	Number of outstanding DRs	Number of shares underlying outstanding DRs	Shares underlying outstanding DRs as a percentage of total number of shares {i.e., Grand Total (A)+(B)+(C) indicated in Statement at Para(I)(a) above}
	TOTAL :	0	0	0



(II)(b)	Statement showing Holding of Depository Receipts (DRs), where underlying shares held by "Promoter/Promoter group" are in excess of 1% of the total number shares.			
Sr.No.	Name of the DR Holder	Type of outstanding DR (ADRs,GDRs,SDRs, etc.)	Number of shares underlying outstanding DRs	Shares underlying outstanding DRs as a percentage of total number of shares {i.e., Grand Total (A)+(B)+(C) indicated in Statement at para(I)(a) above}
	TOTAL :		0	0



(III) (a) Statement showing the voting pattern of shareholders, if more than one class of shares/securities are issued by the issuer

(Give description of voting rights for each class of security)

Class X:
Class Y:
Class Z:)

Category (I)	Category of shareholder (II)	Number of Voting Rights held in each class of securities			Total Voting Rights (III+IV+V) (VI)	Total Voting rights i.e. (VI)	
		Class X (III)	Class Y (IV)	Class Z (V)		As a percentage of (A+B) (VII)	As a percentage of (A+B+C) (VIII)
(A)	Promoter and Promoter Group	N.A					
-1	Indian						
(a)	Individuals/ Hindu Undivided Family						
(b)	Central Government/ State Government(s)						
(c)	Bodies Corporate						
(d)	Financial Institutions/ Banks						
(e)	Any Other (specify)						
	Sub-Total (A)(1)						
-2	Foreign						
(a)	Individuals (Non-Resident Individuals/ Foreign Individuals)						
(b)	Bodies Corporate						
(c)	Institutions						
(d)	Any Other (specify)						
	Sub-Total (A)(2)						
	Total Shareholding of Promoter and Promoter Group (A)= (A)(1)+(A)(2)						
(B)	Public shareholding						
-1	Institutions						
(a)	Mutual Funds/ UTI						
(b)	Financial Institutions/ Banks						
(c)	Central Government/ State Government(s)						
(d)	Venture Capital Funds						
(e)	Insurance Companies						
(f)	Foreign Institutional Investors						
(g)	Foreign Venture Capital Investors						
(h)	Any Other (specify)						
	Sub-Total (B)(1)						
-2	Non-institutions						
(a)	Bodies Corporate						
(b)	Individuals - i. Individual shareholders holding nominal share capital up to Rs. 1 lakh. ii. Individual shareholders holding nominal share capital in excess of Rs. 1 lakh.						
(c)	Any Other (specify)						
	Sub-Total (B)(2)						
	Total Public Shareholding (B)= (B)(1)+(B)(2)						
	TOTAL (A)+(B)						
(C)	Shares held by Custodians and against which Depository Receipts have been issued						
	GRAND TOTAL (A)+(B)+(C)						

